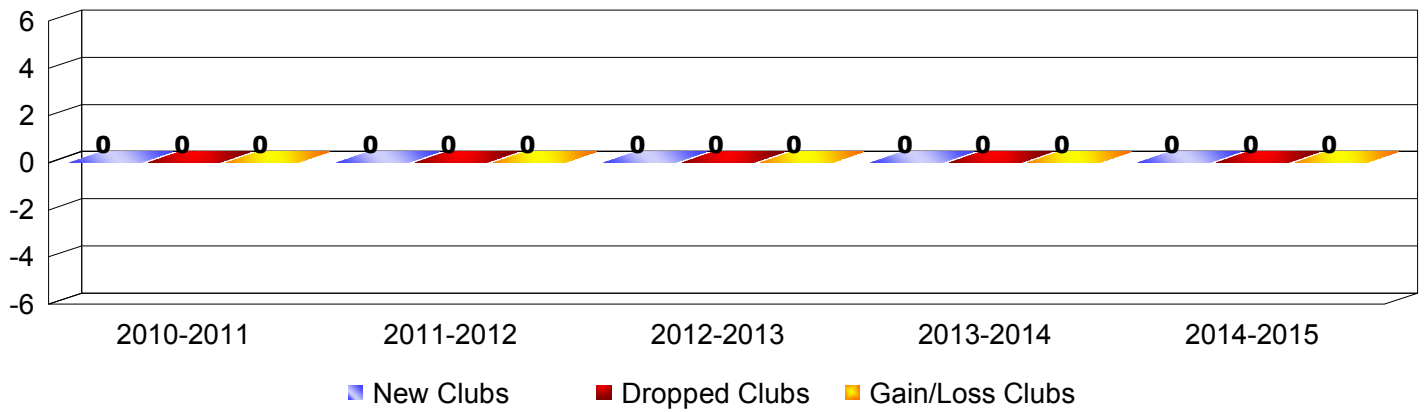
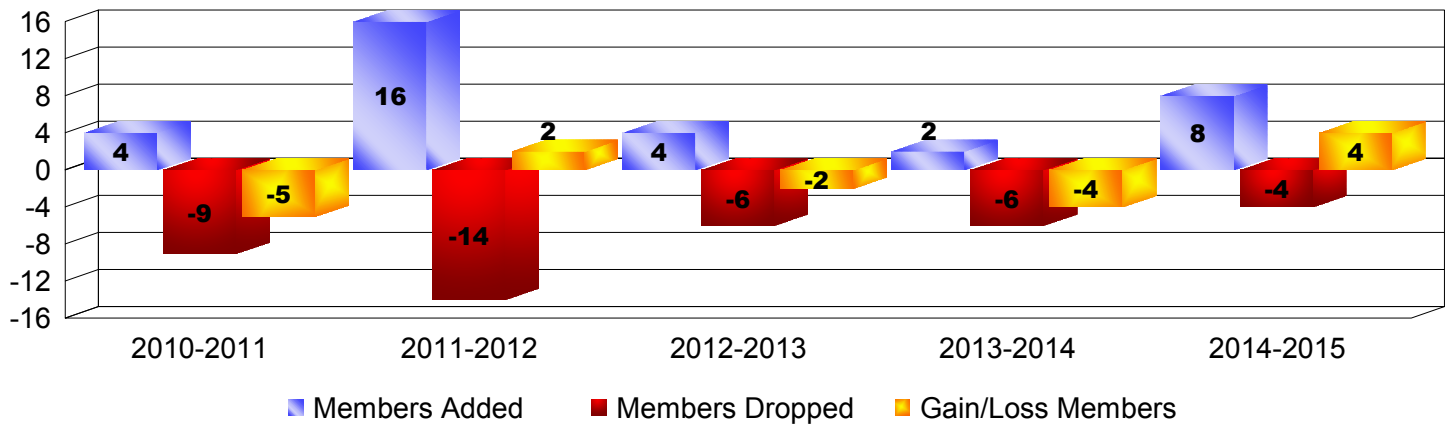


Year	New Clubs	Dropped Clubs	Gain/ Loss Clubs	New Members	Charter Members	Reinstate Members	Transfer Members	Total Member Added	Total Members Dropped	Gain/ Loss Members
2010-2011	0	0	0	0	0	0	0	0	-1	-1
2010-2011	0	0	0	4	0	0	0	4	-8	-4
2011-2012	0	0	0	1	0	0	0	1	-2	-1
2011-2012	0	0	0	15	0	0	0	15	-12	3
2012-2013	0	0	0	0	0	0	0	0	-1	-1
2012-2013	0	0	0	4	0	0	0	4	-5	-1
2013-2014	0	0	0	0	0	0	0	0	0	0
2013-2014	0	0	0	2	0	0	0	2	-6	-4
2014-2015	0	0	0	0	0	0	0	0	0	0
2014-2015	0	0	0	8	0	0	0	8	-4	4
Average	0	0	0	3	0	0	0	3	-4	-1

Clubs

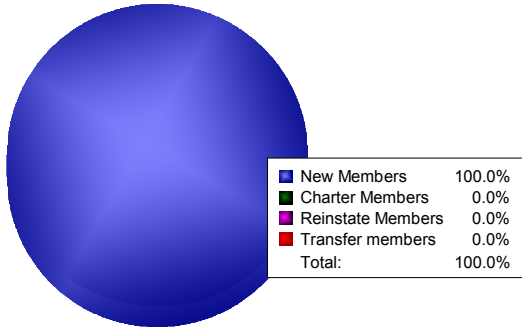


Members



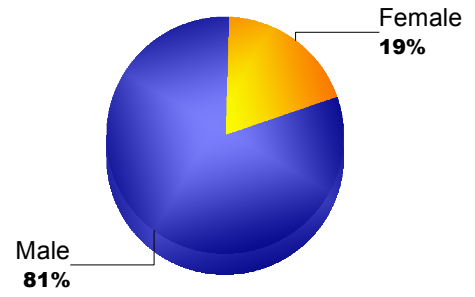
Membership Composition

June 2015 Cumulative



Gender Comparison

June 2015 Cumulative



Year	New Clubs	Dropped Clubs	Gain/ Loss Clubs	New Members	Charter Members	Reinstate Members	Transfer Members	Total Member Added	Total Members Dropped	Gain/ Loss Members
2010-2011	0	0	0	129	0	0	17	146	-191	-45
2011-2012	1	-2	-1	100	24	4	1	129	-179	-50
2012-2013	1	-2	-1	115	20	3	7	145	-177	-32
2013-2014	0	0	0	113	4	2	10	129	-120	9
2014-2015	1	0	1	112	35	1	5	153	-181	-28
Average	1	-1	0	114	17	2	8	140	-170	-29

